





Condensation: Quick guide

Condensation occurs when moisture builds up in your home, usually either from high levels of humidity and/or a lack of ventilation. This can lead to mould and even damp, so it is very important to take steps to minimise this wherever you can. Read on to learn what you can do to limit condensation...

Moisture generated in your home	Pints of water released into the air (per day)
Bathing or showering	
Drying clothes indoors	
Cooking	
Breathing	



Keep a window open and the kitchen door closed when cooking to stop moisture spreading to the rest of the house. Use lids on pans wherever possible too.



Do not dry clothes on radiators as this causes excess moisture to build up in your home causing condensation and mould.



After bathing, open your windows or turn on your extractor fan to get rid of excess steam to allow your bathroom to dry out.

Ensure your bathroom door is closed when using a bath or shower and while it is drying out.



It is better to keep heating on for longer on a lower setting to keep the property at an even temperature rather than fluctuating between hot and cold.

If mould begins appearing in your home, it's important that you act quickly to avoid it spreading and becoming more serious.



The best way to deal with mould is to wipe it down with anti-mould remover. It's important to clean the area and vacuum afterwards to remove spores.

What if that doesn't work?

If you're not able to treat any mould that develops or if you have repetitive issues, please notify us immediately so we can explore the issue quickly.

Please notify us quickly if you should have any issues with your extractor fans, heating, windows or guttering in your home as these can all contribute to condensation issues. You can contact us either by logging into the tenant portal or by calling us on:



01582 391 053



my.squared.org.uk

squared.org.uk | 01582 391 053

